



GlowGlass Drawer

Drawer Systems with LED



GSTBL



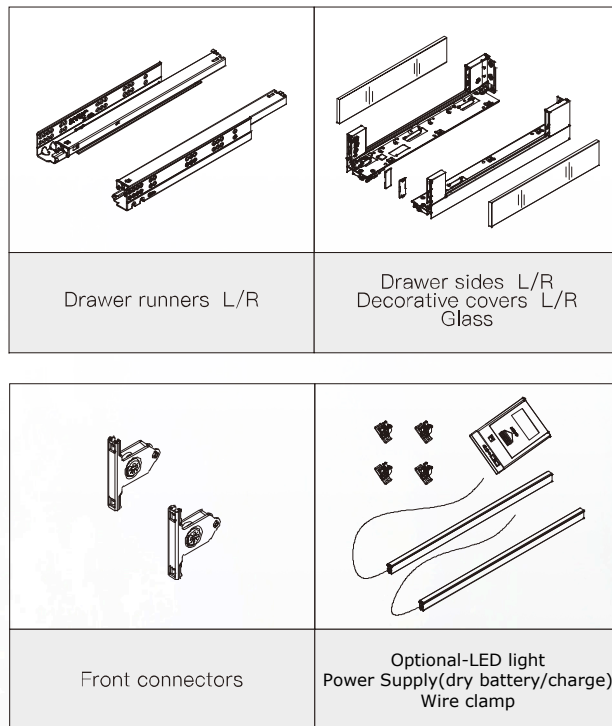
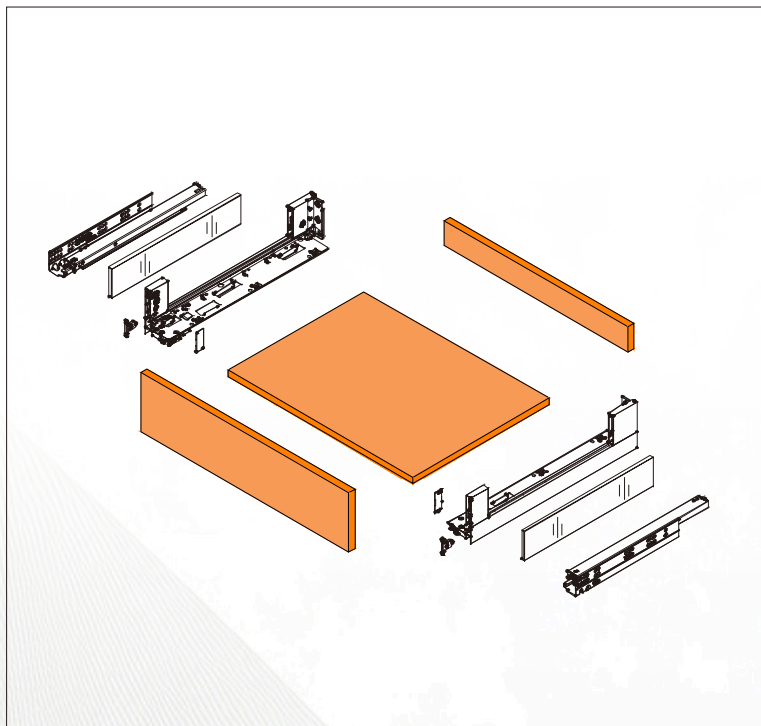
Features

- Synchronized full-extension soft-close drawer with glass sides.
- Option of with LED lights and without LED lights available.
- Load capacity: 35Kg
- Length: 250-600mm
- Height of drawer sides: 95.5mm
- Front Panel width adjustment: ± 1.2
- Front Panel height adjustment: ± 2
- Front Panel tilt adjustment: $-1.5, +4$
- Drawer depth adjustment: 0-5

Consisting Items:

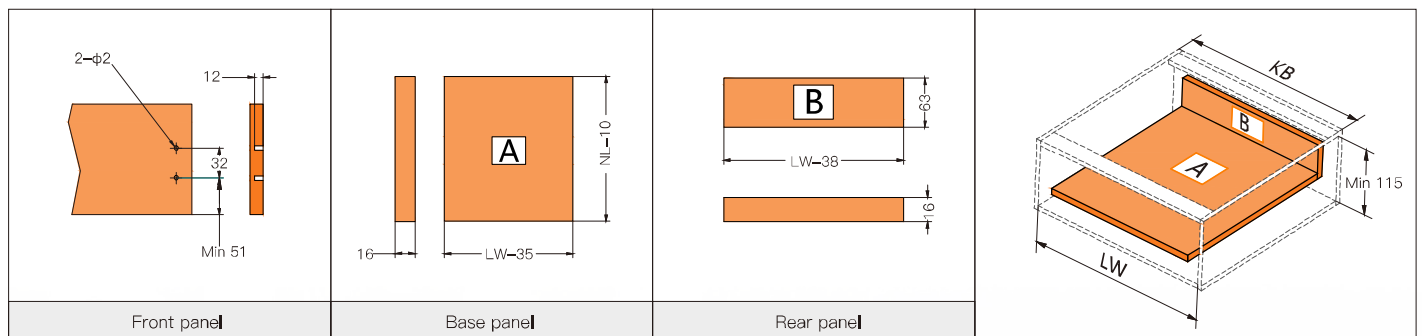
- Cabinet profile - Left / Right
- Drawer profile - Left / Right
- Side cover plate
- Side Glass - Left / Right
- Bottom screw ($\varnothing 3.5 \times 15$)
- 96mm Front fixing brackets
- Front fixing - brackets screws ($\varnothing 4 \times 17$)
- Brackets for Drawers Back
- Metal back fixing

The Basic components



Drawer width	Glass sides item no.	Set/Pair
400mm	GSTBL-40	1
450mm	GSTBL-45	1
500mm	GSTBL-50	1

Nominal Length NL	Glass sides + LED item no.	Set/Pair
400mm	GSTBL-40/LED	1
450mm	GSTBL-45/LED	1
500mm	GSTBL-50/LED	1



GSTBM



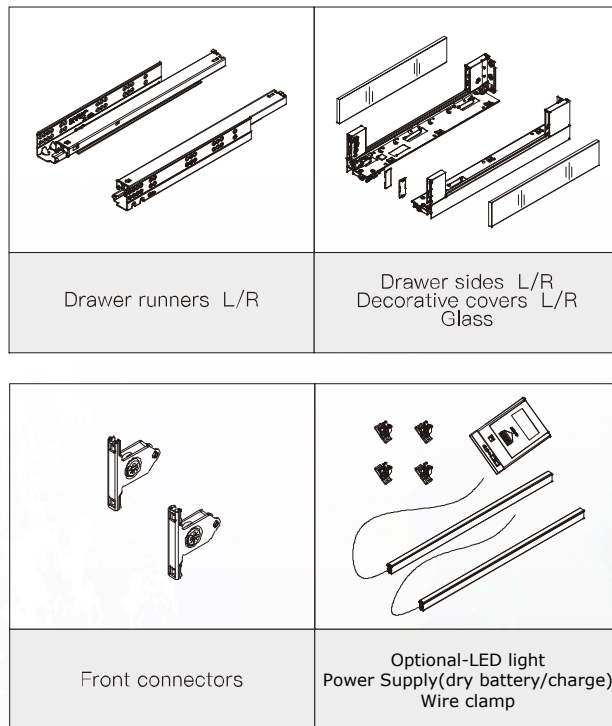
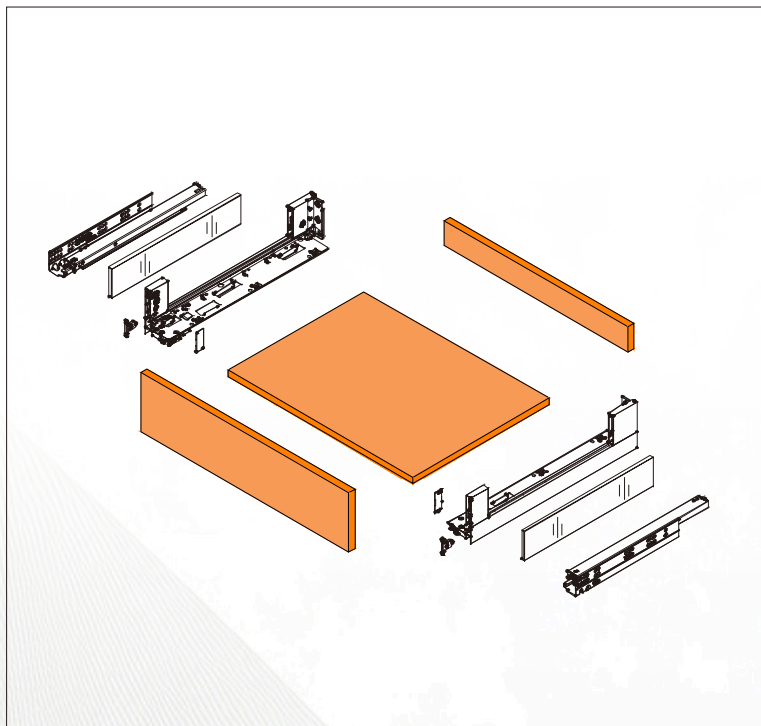
Features

- Synchronized full-extension soft-close drawer with glass sides.
- Option of with LED lights and without LED lights available.
- Load capacity: 35Kg
- Length: 250-600mm
- Height of drawer sides: 132mm
- Front Panel width adjustment: ± 1.2
- Front Panel height adjustment: ± 2
- Front Panel tilt adjustment: $-1.5, +4$
- Drawer depth adjustment: 0-5

Consisting Items:

- Cabinet profile - Left / Right
- Drawer profile - Left / Right
- Side cover plate
- Side Glass - Left / Right
- Bottom screw ($\varnothing 3.5 \times 15$)
- 96mm Front fixing brackets
- Front fixing - brackets screws ($\varnothing 4 \times 17$)
- Brackets for Drawers Back
- Metal back fixing

The Basic components



Drawer width	Glass sides item no.	Set/Pair
400mm	GSTBM-40	1
450mm	GSTBM-45	1
500mm	GSTBM-50	1

Nominal Length NL	Glass sides + LED item no.	Set/Pair
400mm	GSTBM-40/LED	1
450mm	GSTBM-45/LED	1
500mm	GSTBM-50/LED	1

Dimensions

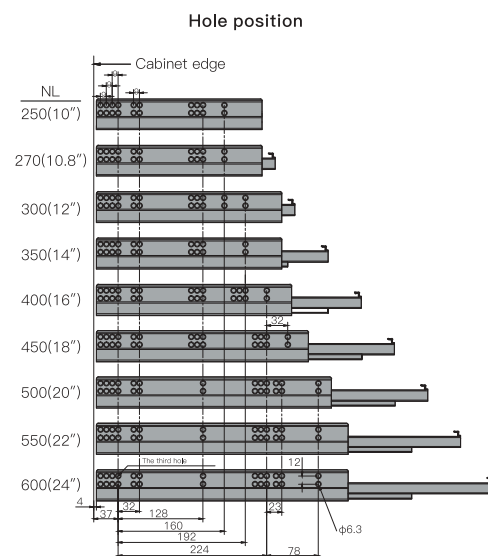
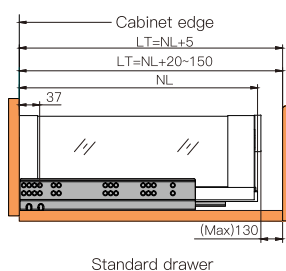
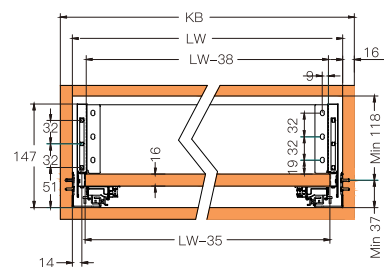
Installation dimensions

LW = Internal cabinet width

KB = Cabinet width

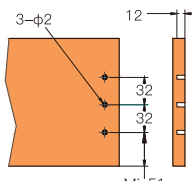
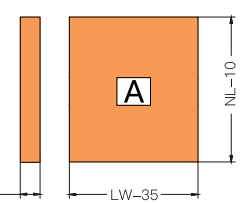
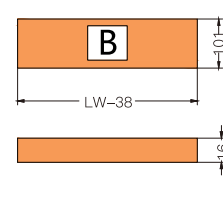
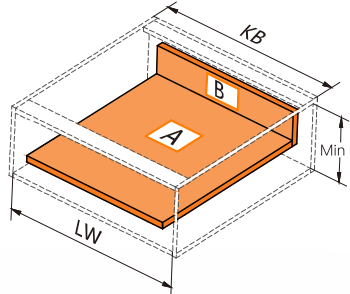
NL = Slide length

LT= Internal cabinet depth



Space Requirement

(mm) Front panel, Rear panel, Base panel and drilling

			
Front panel	Base panel	Rear panel	

GSTBH



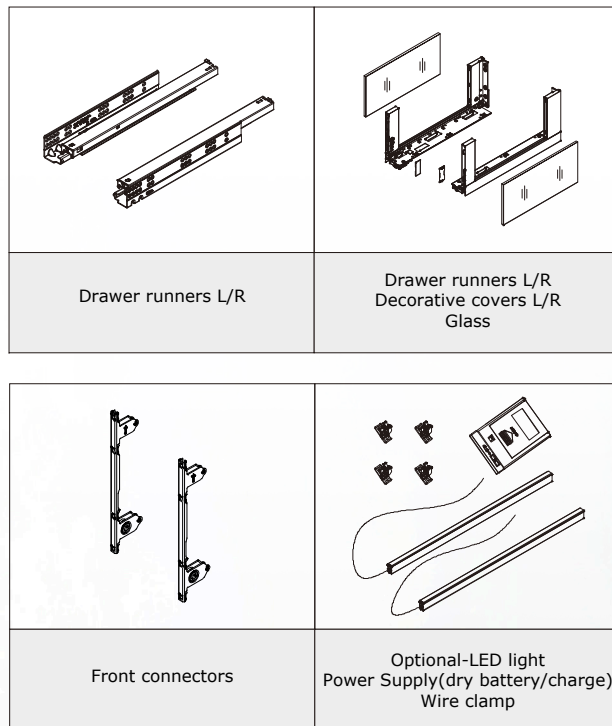
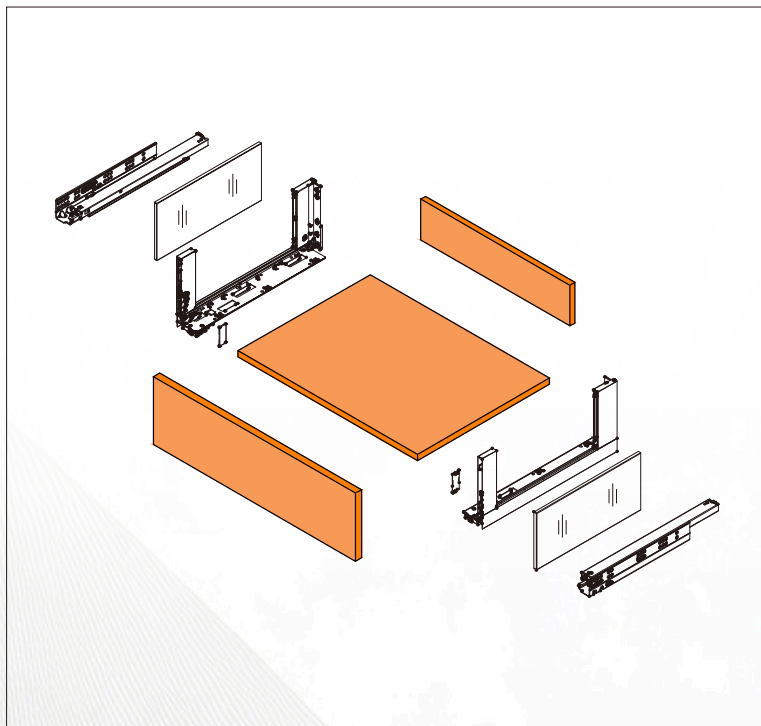
Features

- Synchronized full-extension soft-close drawer with glass sides.
- Option of with LED lights and without LED lights available.
- Load capacity: 35Kg
- Length: 250-600mm
- Height of drawer sides: 179mm
- Front Panel width adjustment: ± 1.2
- Front Panel height adjustment: ± 2
- Front Panel tilt adjustment: $-1.5, +4$
- Drawer depth adjustment: 0-5

Consisting Items:

- Cabinet profile - Left / Right
- Drawer profile - Left / Right
- Side cover plate
- Side Glass - Left / Right
- Bottom screw ($\varnothing 3.5 \times 15$)
- 96mm Front fixing brackets
- Front fixing - brackets screws ($\varnothing 4 \times 17$)
- Brackets for Drawers Back
- Metal back fixing

The Basic components



Drawer width	Glass sides item no.	Set/Pair
400mm	GSTBH-40	1
450mm	GSTBH-45	1
500mm	GSTBH-50	1

Nominal Length NL	Glass sides + LED item no.	Set/Pair
400mm	GSTBH-40/LED	1
450mm	GSTBH-45/LED	1
500mm	GSTBH-50/LED	1

G3STL



Features

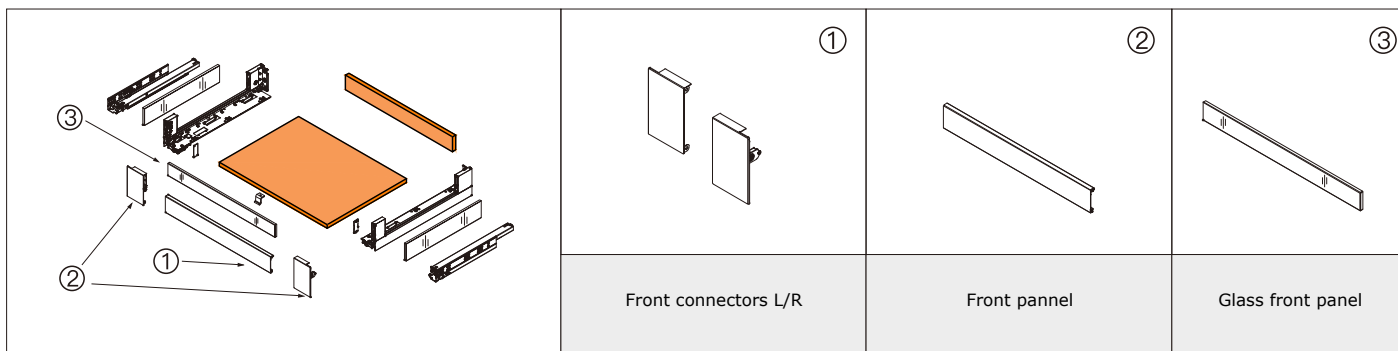
- Load capacity: 35Kg
- Length: 250-600mm
- Height of drawer front: 94mm
- Front Panel width adjustment: ± 1.2
- Front Panel height adjustment: ± 2
- Front Panel tilt adjustment: $-1.5, +4$
- Drawer depth adjustment: 0-5

Consisting Items:

- Front Connector - Left / Right
- Glass Front Panel - Left / Right
- Metal Front Panel - Left / Right

Note: To be combined with GSTBL Drawer

The Basic components



Drawer width	Glass Front Only item no.	Set/Pair
600mm	G3STL-60	1
700mm	G3STL-70	1
800mm	G3STL-80	1
900mm	G3STL-90	1

Dimensions

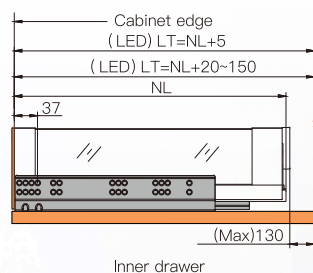
Installation dimensions

LW = Internal cabinet width

KB = Cabinet width

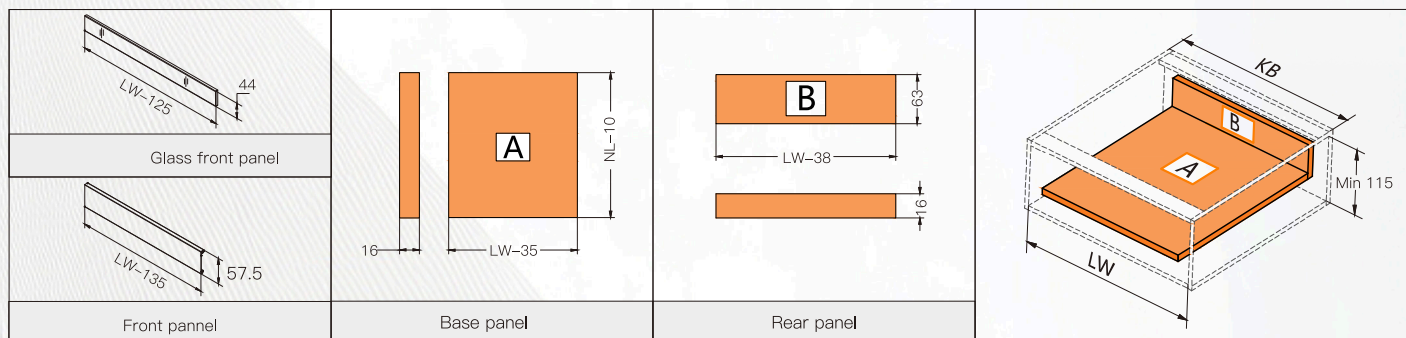
NL = Slide length

LT= Internal cabinet depth



Space Requirement

(mm) Front panel, Rear panel, Base panel and drilling



Color: Pearl White, Dark Grey

G3STM



Features

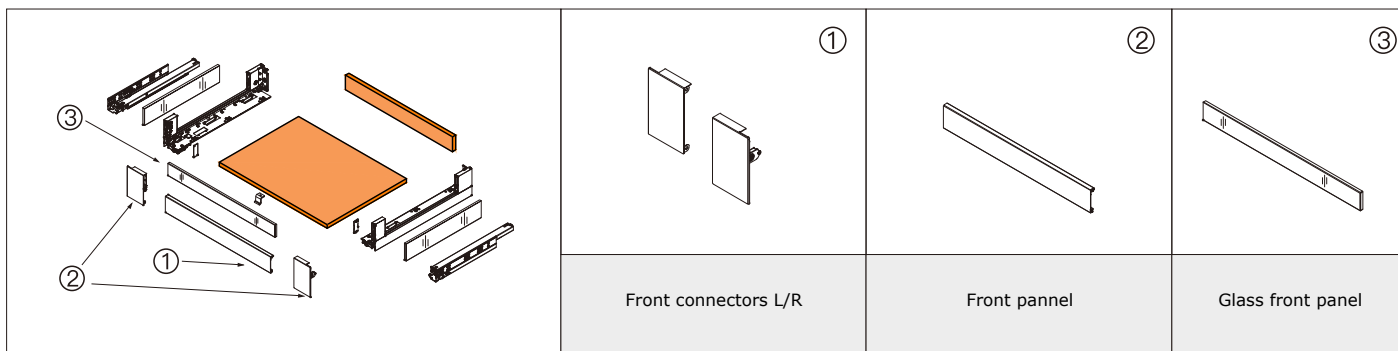
- Load capacity: 35Kg
- Length: 250-600mm
- Height of drawer sides: 132mm
- Front Panel width adjustment: ± 1.2
- Front Panel height adjustment: ± 2
- Front Panel tilt adjustment: $-1.5, +4$
- Drawer depth adjustment: 0-5

Consisting Items:

- Front Connector - Left / Right
- Glass Front Panel - Left / Right
- Metal Front Panel - Left / Right

Note: To be combined with GSTBM Drawer

The Basic components



Drawer width	Glass Front Only item no.	Set/Pair
600mm	G3STM-60	1
700mm	G3STM-70	1
800mm	G3STM-80	1
900mm	G3STM-90	1

Dimensions

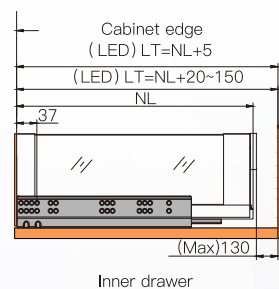
Installation dimensions

LW = Internal cabinet width

KB = Cabinet width

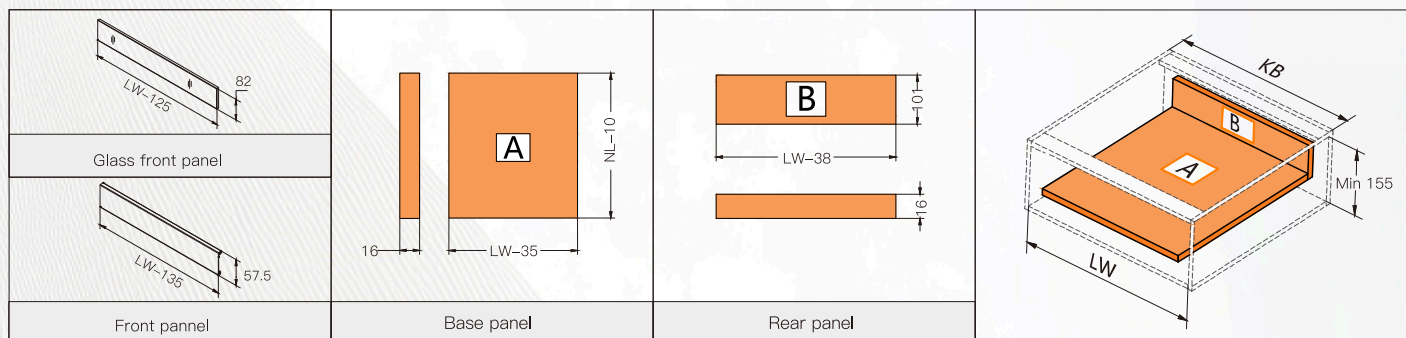
NL = Slide length

LT = Internal cabinet depth



Space Requirement

(mm) Front panel, Rear panel, Base panel and drilling



Color: Pearl White, Dark Grey

G3STH



Features

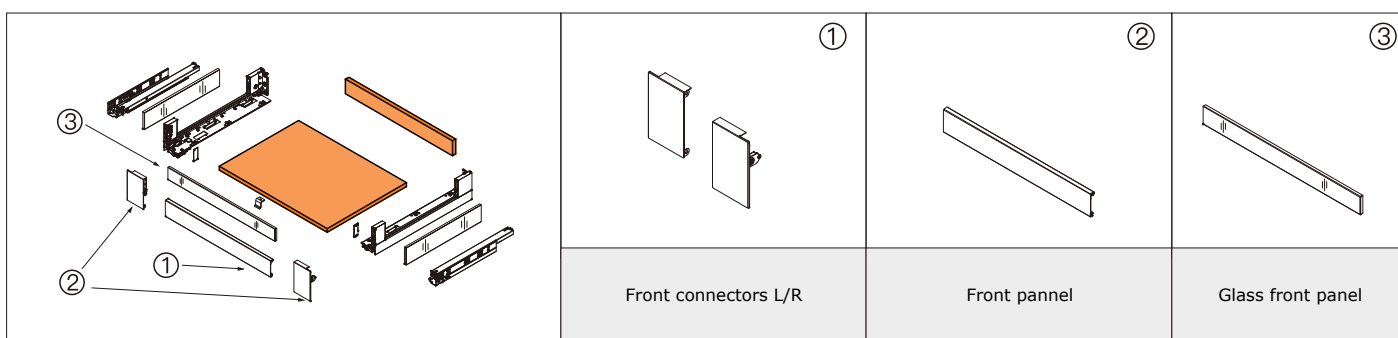
- Load capacity: 35Kg
- Length: 250-600mm
- Height of drawer sides: 179mm
- Front Panel width adjustment: ± 1.2
- Front Panel height adjustment: ± 2
- Front Panel tilt adjustment: $-1.5, +4$
- Drawer depth adjustment: 0-5

Consisting Items:

- Front Connector - Left / Right
- Glass Front Panel - Left / Right
- Metal Front Panel - Left / Right

Note: To be combined with GSTBH Drawer

The Basic components



Drawer width	Glass Front Only item no.	Set/Pair
600mm	G3STH-60	1
700mm	G3STH-70	1
800mm	G3STH-80	1
900mm	G3STH-90	1

Dimensions

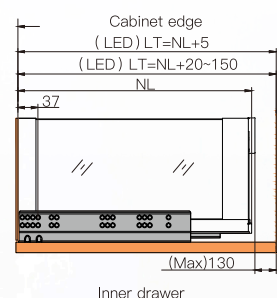
Installation dimensions

LW = Internal cabinet width

KB = Cabinet width

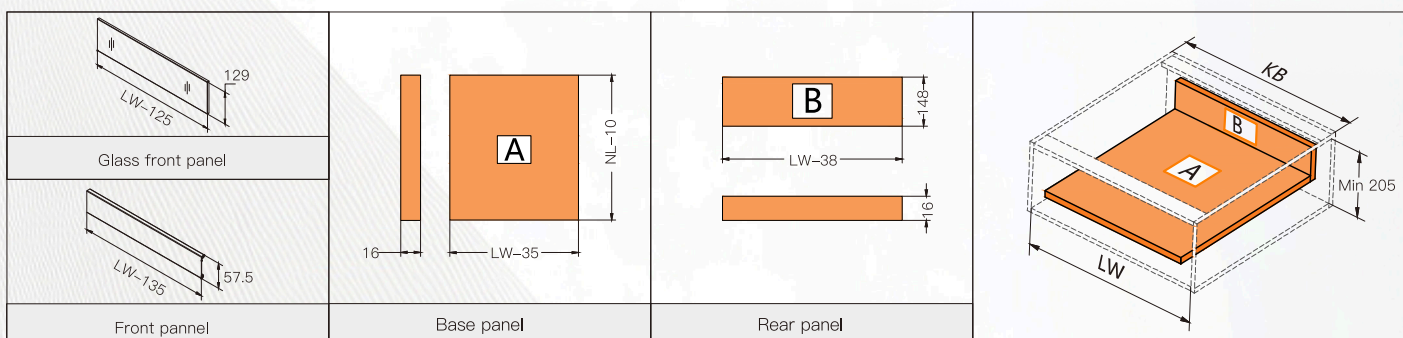
NL = Slide length

LT= Internal cabinet depth



Space Requirement

(mm) Front panel, Rear panel, Base panel and drilling



Color: Pearl White, Dark Grey



Sales Office

Euro Art (UK) LTD.
69 Staverton Road, London
NW2 5HA

Warehouse

2 Lower Cockcroft
Blackburn
United Kingdom
BB2 1JD

T.: +44 1254 433883
M.: +44 787 565 1180
E.: uk@euro-art.co.uk

Oman Sales Office

Al Ghala, Muscat
T.: +968 24 117 173
M.: +968 77 027 925
E.: oman@euro-art.co.uk

Middle East, Asia & Africa

Euro Art (Middle East) FZCO
Warehouse ZE4
Jebel Ali Free Zone
Dubai, UAE

T.: +971 4 888 6345
M.: +971 50 297 9761
E.: me@euro-art.co.uk

Design Centers

UAE

Dubai: Airport Road
T.: +971 4 295 1105
M.: +971 54 990 7059
E.: me@euro-art.co.uk

Abu Dhabi: Najda Street
T.: +971 2 564 7111
M.: +971 50 209 9786
E.: ad@euro-art.co.uk

Qatar

Doha: Barwa Village
T.: +974 4 490 7530
M.: +974 7 733 5728
E.: qatar@euro-art.co.uk

UAE Distribution Center

Mobility General Trading LLC
Industrial Area, Behind Al Khail
Mall, Al Quoz
Dubai, UAE

T.: +971 4 269 3832
M.: +971 50 811 9561
E.: sc@euro-art.co.uk

Saudi Office (KSA)

Mobility Arabia Trading
Company (EuroArt)
Manar Business Center,
Khalid Bin Walid Street,
Rakah Shamaliyah,
Dammam 34224, Saudi
Arabia

M.: +966 55 524 0620
E.: ksa@euro-art.co.uk

www.euro-art.co.uk